


OLIVER BONAS

OBER CONICAL SIDE TABLE



We hope you love your purchase, however if you aren't completely happy, please retain your packaging to ensure its safe return.

Ober has been lovingly handmade finished skilled artisans in India, variations may occur.

MARBLE

Marble is a hard form of limestone which is thousands of years old.

The mottling colour and streaks is typically inherent for marble coming from India, and each piece will be unique.

Marble is a natural product and colour variation may occur making each piece unique.

CARING FOR YOUR FURNITURE

Wipe with a damp cloth, followed by a soft, dry cloth.

Do not use harsh abrasives or household cleaners as they may scratch and damage the finish.

Any spills should be removed immediately. Never let them dry out on the surface.

Heat and moisture will affect marble. Always use placemat to maintain and protect the surface.

For stubborn stains use a mild washing up liquid and a soft damp cloth

Mix warm water and gentle washing up liquid: Don't use anything with acid or lemon juice.

Wipe the surface with the soapy solution

Followed by a hot, wet dish cloth to remove any soapy residue

Dry with a soft absorbent towel: Rub the countertop dry and buff with a soft, absorbent towel.

METAL BASE

Wipe with a soft, dry cloth. Do not use harsh abrasives or household cleaners as they may damage the finish.

Securely tighten all connections during assembly.

Hardware may loosen over time; periodically check that all connections are tight.

Handle with care. Do not overload.

Do not drag furniture. Do not stand or sit on the table.

Avoid any sudden impacts on the marble.

Not suitable for bathrooms, outdoor use, or children's rooms.

Domestic use only.

Please retain this information for future reference.

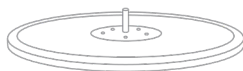
Oliver Bonas
Unit F, Davis Road Industrial Park
Chessington KT9 1TQ

Oliver Bonas Ireland Ltd
The Black Church St Mary's Place
Dublin 7 Republic of Ireland

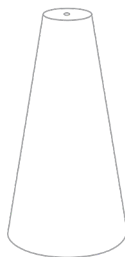
OLIVER BONAS

OBER CONICAL SIDE TABLE ASSEMBLY

COMPONENTS

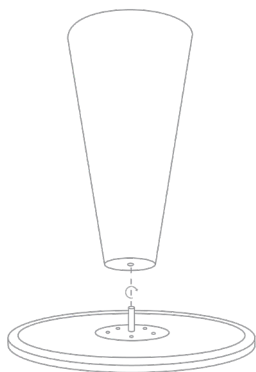


x1



x1


1.



2.



3.



When attaching the marble top, please ensure that the metal conical base is placed in a fully vertical position prior to attaching.

Once fitted, take care when turning the table over ensuring that extra care is taken to protect the edges of the marble.